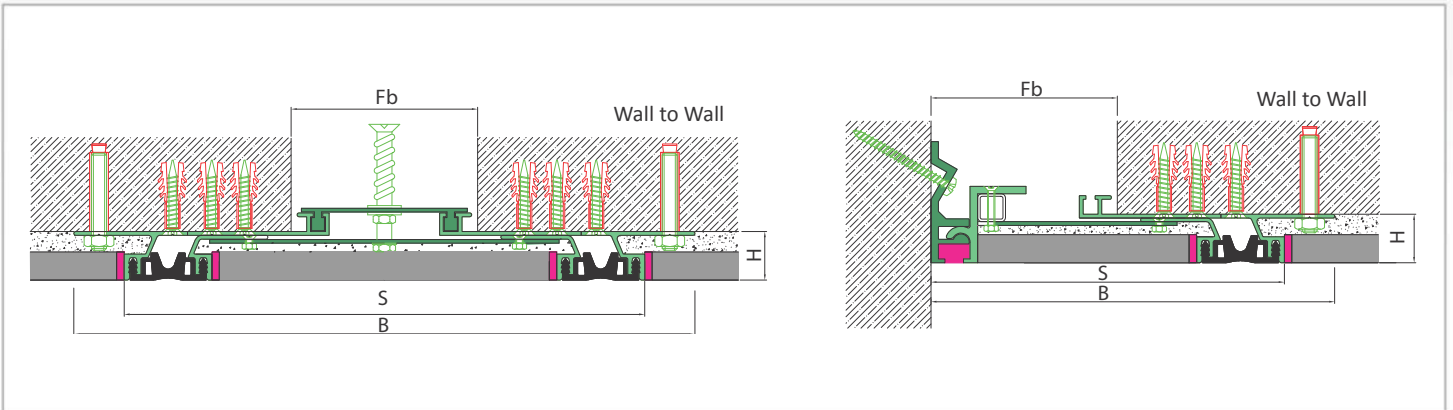
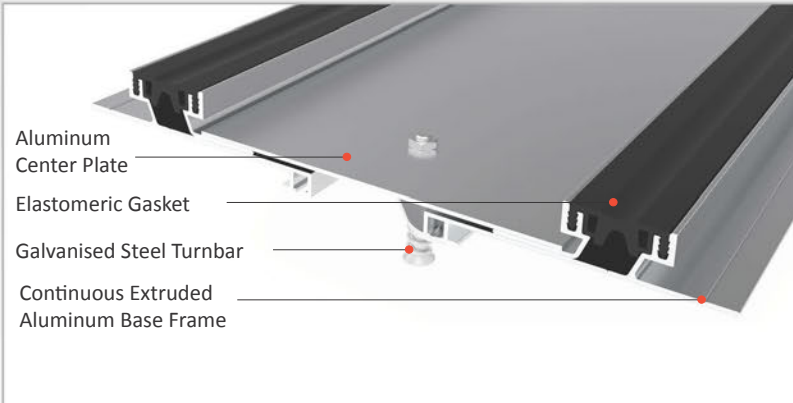




AS A156 flush mounted seismic profile is designed to be used on the walls to match perfectly with the AS A256 floor model. It provides a multi-directional movement at large openings. It can be applied with many different types of finishes (granite, marble, ceramic etc) at max 15 mm thickness. During the seismic based contractions, specially designed pop-up mechanism ascends the center plate without damaging the finished surface and gets back to origin after activity is over. The interchangeable TPE gasket is used to cover the space between base frame and center plate. Movement ability can be increased by using long type turnbar.

- Application Areas** : Indoor&Outdoor / Walls
- Ideal for** : Airports, Shopping Malls, Residences, Hospitals, Hotels, Commercial & Public Buildings etc.
- Material** : Mill Finish Aluminum (Anodizing optional), Galvanised Steel, TPE Gasket
- Aluminum Alloy** : 6063 AA-USA/EN AW 6063
- Optional Supplies** : Fire barrier, Waterproof EPDM Membrane

SEISMIC



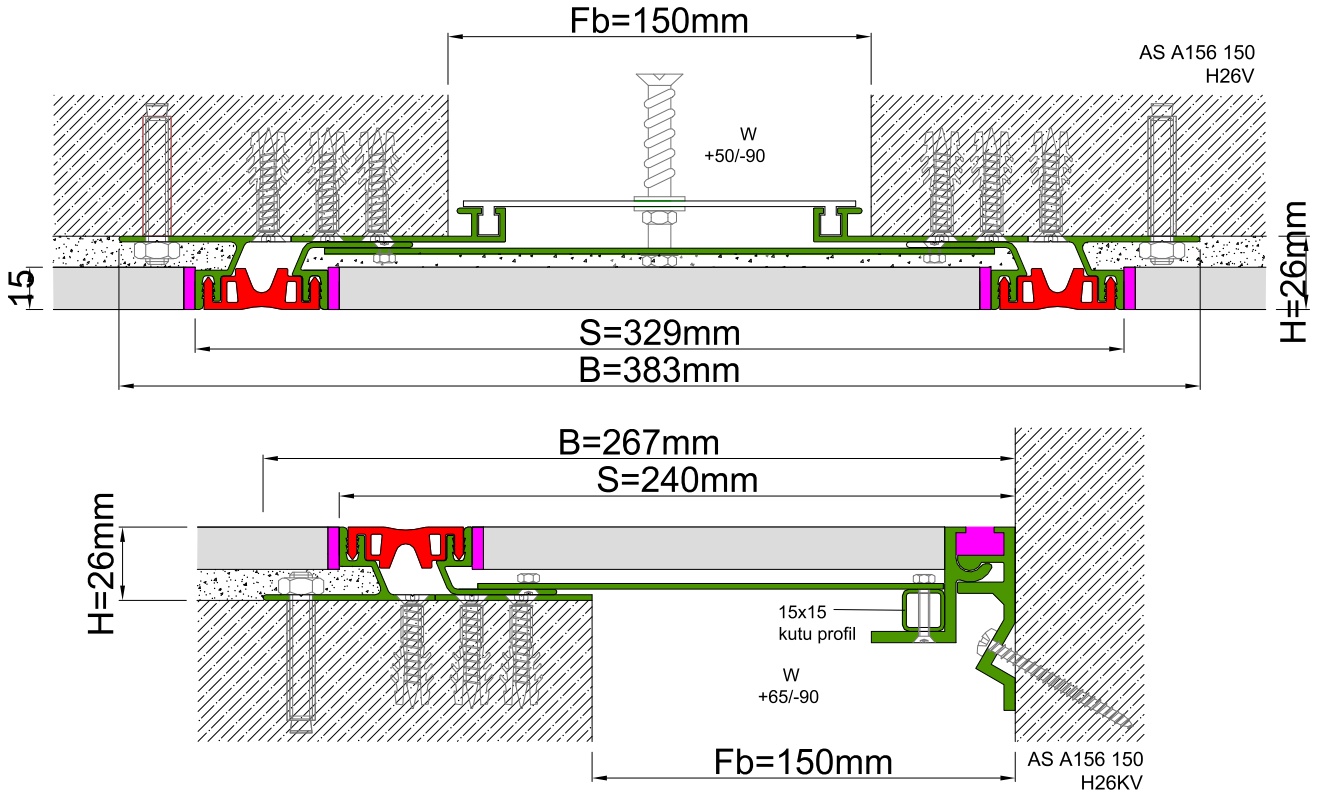
* Visuals are representative and the profile configuration may differ depending on the characteristics requested.



LOCATION	MODEL	GAP (Fb) mm	HEIGHT (H) MM	OVERALL WIDTH (B) mm	VISIBLE WIDTH (S) mm	MOVEMENT (W) mm	LOAD CAPACITY	STANDARD LENGTH (mt)
Wall to Wall	AS A156-080	80	26	313	259	± 20	N/A	3
	AS A156-100	100	26	333	279	+30/-40	N/A	3
	AS A156-150	150	26	383	329	+50/-90	N/A	3
	AS A156-200	200	26	433	379	+70/-140	N/A	3
	AS A156-250	250	26	483	429	+90/-190	N/A	3
	AS A156-300	300	26	533	479	+95/-240	N/A	3

Note: Please ask for different sizes





Profil No Profile Number	AS A156 150	AS A156 150K
Fb (mm)	150	150
H (mm) yaklaşık approx.	26	26
W± (mm) yaklaşık approx.	+50/-90	+45/-90
Renk Color	Alüminyum: Natürel, Fitiller: Siyah, gri, diğer Aluminum: Natural, Inserts: Black, grey, others	
Malzeme Material	Alüminyum, TPE Kauçuk Aluminum, TPE Rubber	
Standart Uzunluk (m) Standard Length (m)	3	